

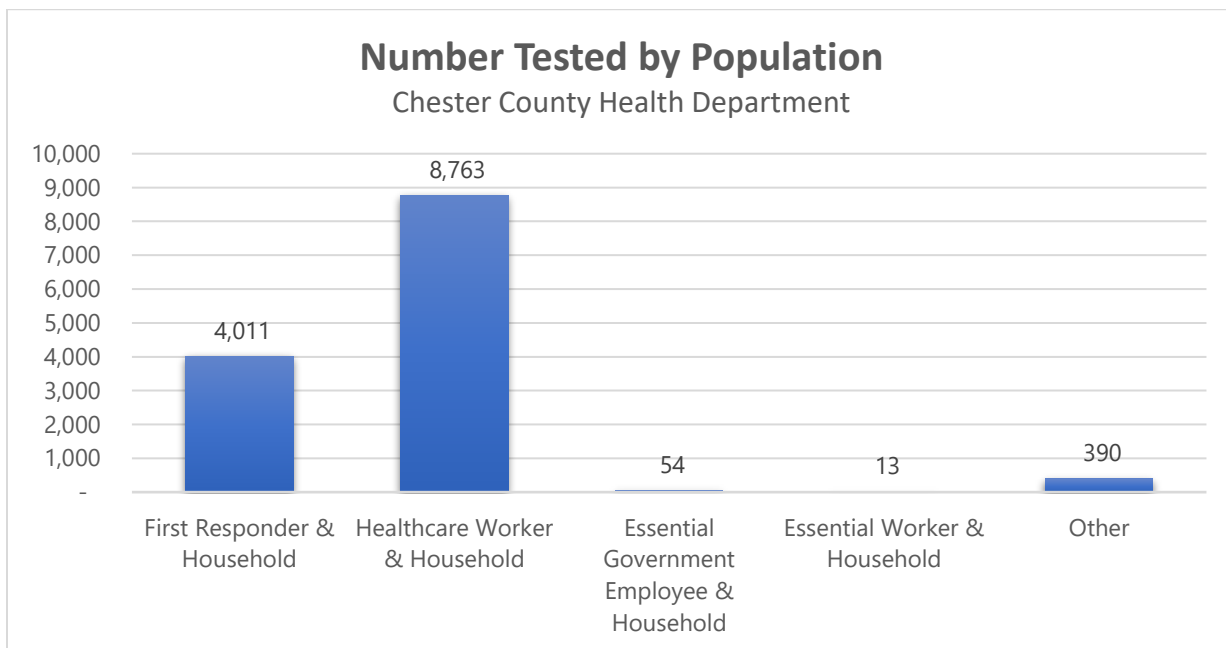
Antibody Testing in Chester County

While there is more to learn about antibody testing, COVID-19 infection and immunity, antibody testing assists in better understanding the impact of COVID-19 in high risk populations and essential workers, and provides information about a person’s history of COVID-19. It does not provide diagnostic information. Antibody test results from specific populations should not be generalized for the general public.

Chester County Health Department Testing

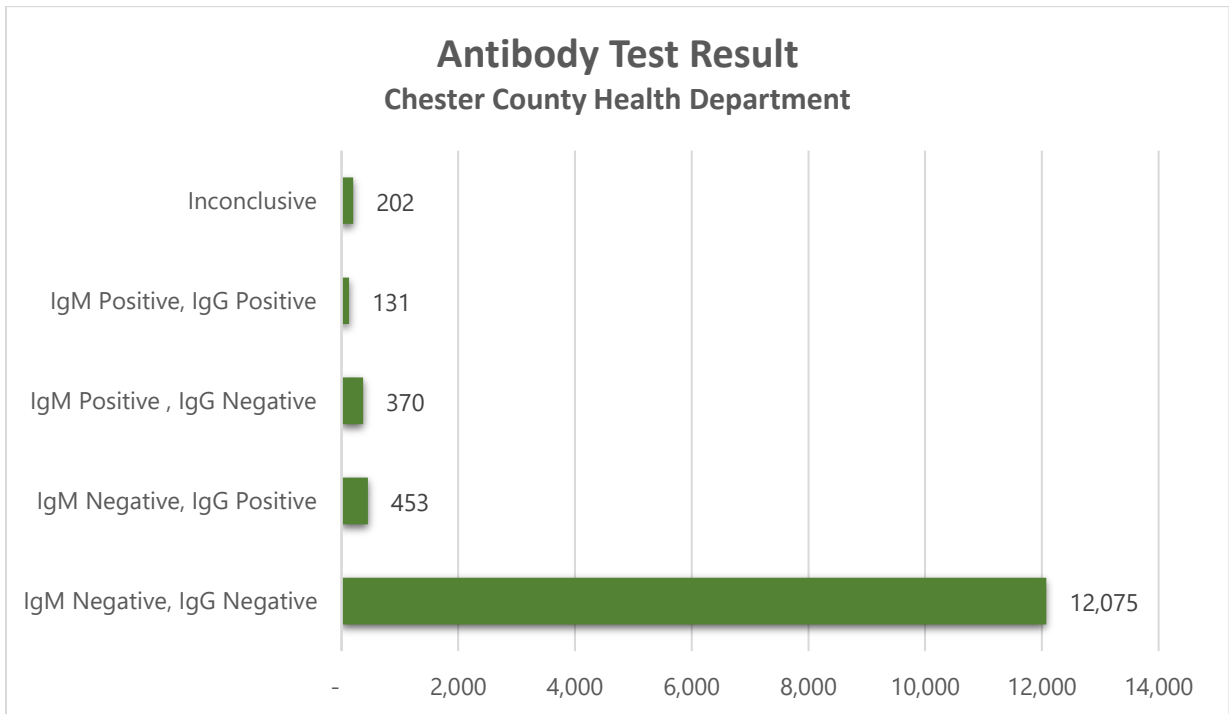
The Chester County Health Department, in collaboration with the Chester County Department of Emergency Services and with support from Lehigh Valley Genomics, conducted antibody testing. The results for testing conducted from May 7, 2020 through May 20, 2020 are provided below.

Chester County Population	Count	Percent
First Responder & Household	4,011	30.3%
Healthcare Worker & Household	8,763	66.2%
Essential Government Employee & Household	54	0.4%
Essential Worker & Household	13	0.1%
Other	390	2.9%
Total	13,231	100%



Data source: Chester County Health Department as of 07/17/2020; data will be updated weekly on Fridays.

Chester County Test Results	Count	Percent
IgM Negative, IgG Negative	12,075	91.3%
IgM Negative, IgG Positive	453	3.4%
IgM Positive , IgG Negative	370	2.8%
IgM Positive, IgG Positive	131	1.0%
Inconclusive	202	1.5%
Total	13,231	100%



Data source: Chester County Health Department as of 07/17/2020; data will be updated weekly on Fridays.

Congregate Care Testing

The Chester County Health Department, supported antibody testing at congregate care facilities in both Chester County and Delaware County. Testing was done by each facility and was open to residents and staff. The results are provided below.

Chester County Test Results	Count	Percent
IgM Negative, IgG Negative	572	90.1%
IgM Negative, IgG Positive	12	1.9%
IgM Positive , IgG Negative	44	6.9%
IgM Positive, IgG Positive	3	0.5%
Inconclusive	4	0.6%
Total	635	100%

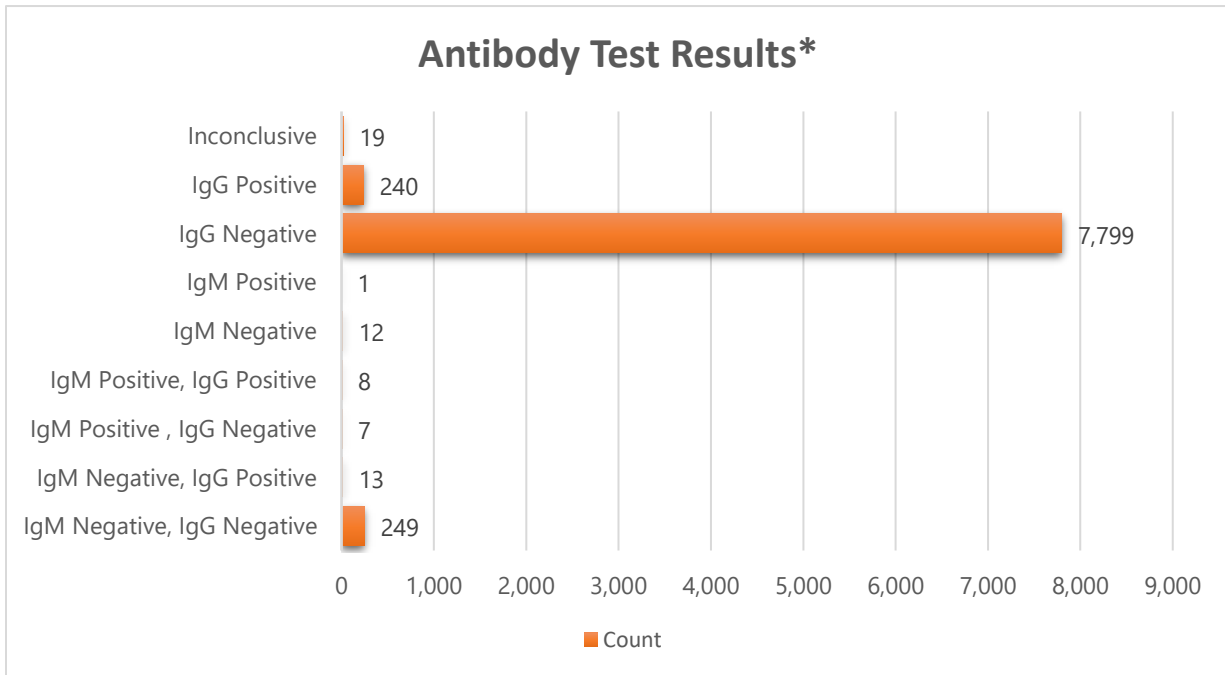
Delaware County Test Results	Count	Percent
IgM Negative, IgG Negative	1,479	67.6%
IgM Negative, IgG Positive	578	26.4%
IgM Positive , IgG Negative	46	2.1%
IgM Positive, IgG Positive	74	3.4%
Inconclusive	11	0.5%
Total	2,188	100%

Data source: Chester County Health Department as of 07/17/2020; data will be updated weekly on Fridays.

Other Testing

Test results from other organizations are provided below.

Chester County Test Results*	Count	Percent
IgM Negative, IgG Negative	249	3.0%
IgM Negative, IgG Positive	13	0.2%
IgM Positive , IgG Negative	7	0.1%
IgM Positive, IgG Positive	8	0.1%
IgM Negative	12	0.1%
IgM Positive	1	0.0%
IgG Negative	7,799	93.6%
IgG Positive	240	2.7%
Inconclusive	19	0.2%
Total	8,348	100%



*Not all antibody tests test for both antibodies.

Data source: Chester County Health Department as of 07/17/2020; data will be updated weekly on Fridays.